



Newsletter


March 2021

Verdugo Hills Art Association, P.O. Box 8059, La Crescenta, CA 91224
verdugoarts.org Jeanne Windoffer, Editor, VHArt_News@yahoo.com

March 5: Dorothy Chung *by Dilmit Singh*



Dorothy Chung is an illustrator and designer who works both in traditional and digital mediums. A graduate in visual communications from UC Davis, Dorothy has taken many courses in figure drawing and illustration. She was introduced to gouache in one of her college courses and immediately identified with the medium that let her create vivid illustrative art in pinks, greens and yellows. The matte finish of the medium and the ability to enhance it with colored pencils and inks empowered her to experiment with design and composition and get comfortable with the layering process.



As a child Dorothy was inspired by her mom, who an artist herself, reminded Dorothy that art provides the individual with freedom to experience creativity in varied ways. Her mother's words impacted her tremendously and Dorothy's curiosity to find a creative means to an end, led her down the art career path.



Unlike water colors, the premixed gouache palettes give her the freedom and ability to rework design and composition. Apart from commissioned work for clients, Dorothy's favorite subjects are organic shapes found in food, plants and flowers. She finds inspiration in nature and starts with thumbnails that eventually develop into works of art either using digital media or gouache.

Immersion in art has helped her through the pandemic confinement. She will share her tools and techniques as she demonstrates her process and creativity. She believes that in art, if something doesn't work, one can always start over. Her favorite artists are Disney illustrator, Mary Blair, Wayne Thiebaud and Frida Kahlo.



Coffee with the Prez...

True creativity involves the ability to combine observation with imagination, thereby blurring the border between reality and fantasy. Great painters utilize both, and we are fortunate to have so many of them in our midst. From watercolor, gouache, oil and acrylic portrayals of three dimensionalities on a flat surface, to physical three dimensional representations in multimedia, ceramics, weaving and glass blowing, our prestigious group has representatives from all walks of art.



continued on page 2

continued from page 1

We support and cheer each other's efforts and bring creativity to the forefront as a means of decompressing and rejuvenating.


Thank you, members and guests, for your online presence. We sincerely hope to see you in person, when life as we knew it, rolls out the red carpet again. Until then, don't forget to check out our upcoming demonstrations and workshops.

Dilmit Singh
President

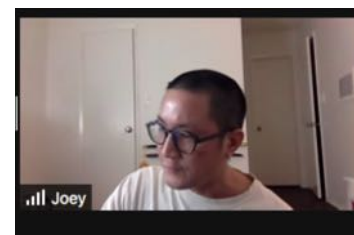
Joey Huynh Demo - Figures/Head Drawings

by Angela Alvarenga

Joey Huynh, MPT gave an exceptionally captivating demonstration on his techniques of figure and urban sketching. His vast knowledge in drawing and physical therapy helped explain his artistic choices in capturing detail. He reviewed some of these techniques via the magic of his iPad and the Procreate app, such




as ways to get the correct body size, shape of the cranium, and checking for angles of bones such as nose and eye-sockets.



He shared pencil-drawing tips on how to make shapes out of tone by mapping out shadows, welding soft shapes and using less construction lines with more emphasis on tone. When drawing with tonal markers and his Fiber Castell Fine Art pen, Joey looks for "tone" vs. "not tone."

He looks for people to draw who have interesting gestures or postures—such as the man looking down, and girl below (although he did remark as an MPT that she had terrible posture!). He illustrated combining simple shapes against complex shapes such as a 3D torso with a 2D leg, straight lines vs curves. By adding the correct tones for light and shadows (core, cast shadows, or reflected light), his figures came to life.



He also illustrated how to get the curves and lines correct to create proper perspective, in street scenes and for objects using techniques on his tablet. When working on his urban sketching, he starts by putting the lines in, then getting the drawing down.

There was lots of helpful information on techniques and ideas to improve our drawings—and that Procreate app looks great too!



Artist Release Form


Dear Members - Please remember to send in the release form attached in the email which included this newsletter. This form acknowledges that your submitted artwork may be used on our website, in the newsletter, on our social media pages, or any printed promotional materials, etc. Thanks!

Art of the Month by Sue Peacock



The theme for our February Art of the Month was portraits. We had 13 entries! Our first place award went to **Pepe Apablaza** for his watercolor, *Smiling D.F.*, a portrait of **Devorah Friedman**. He reported, “I took a photo of Devorah during our “Fresh ’n Loose” watercolor classes at Brand Studios. A cool day, she wore such an interesting combination of cap and scarf, that I just had to take her picture. It was quite a challenge, since she is a very accomplished portrait artist. So I gave it my best, and tried to capture her smiling pose.”

Second place went to **Nikki Thomas** for her mixed media portrait of **Pepe!** titled, *My Friend*. She wrote, “I hadn’t planned on entering the portrait competition because I have never painted a portrait that I liked. After watching Fealing Lin paint a portrait at the Mid Valley meeting, I thought, maybe I can do this. I saw Pepe on Zoom and took his photo from my computer. What a great subject with that beard and expression! After drawing him, I used masking fluid on his beard, hair and the highlights on his face. I looked for the different colors on his face, with shadows and shades of his coloring. After thinking that I was done, I removed the masking fluid. Ugh. The masking fluid didn’t do what I wanted so I got out my gesso and painted his beard and hair. Now he looks like the Pepe I know.”



Congratulations to both Pepe and Nikki! It's exciting to have a member take a prize doing something completely out of their realm.

Coming up next month: our March meeting theme is Three Dimensional Art: glass, ceramics, painting on stones, sculptures - anything goes. Entry photographs should be sent to Dave Crandon at dave_vhaa@yahoo.com no later than noon on Tuesday March 2. The voting opens for 24 hours from Thursday, March 4 at noon, to Friday, March 5 at noon. The results will be tabulated and reported at our meeting that evening! Remember, one vote per member.

The themes for the final two months of Art of the Month are: April— Photographs; May—Seascapes.

The genesis of all art I think is found not in what we see, but rather in how we choose to look
—Thomas Schaller

BOARD OPPORTUNITY

We still have an opening for a recording secretary for the board. There are only 2 board meetings left this “year,” April and June. It would be a great way to support our club, see how it goes and help out Dilmit who has still been taking minutes even though she has moved to the President job! The meetings have been lots of fun on Zoom (you don’t even have to leave the comfort of your favorite easy chair!!) Please respond to VHArt_News@yahoo.com if you’d be willing to give it a try!! THANK YOU

*****NEW MEMBERS*****

We are so happy to welcome some new members!!

Arleen Anderson from Sunland is interested in oil and acrylic media, and enjoys landscape painting.

Jess Perr-Martin, from Tujunga works in oil, acrylic, gouache, resin and photography

Rhonda Martin, of Reseda is interested in pen/pencil, chalk/charcoal, plus learning watercolor and acrylic.

Give a “shout-out” to them if you see them at our next Zoom meeting (March 5).

If you join the meeting at 6:45 there is a bit more time for “socializing!”

Membership Update *Charlotte Briner*

Thank you to all those members who have supported VHAA throughout this challenging year! If you'd like to join or renew, membership is \$35 for one, \$50 for family.

Make your check payable to Verdugo Hills Art Association, and mail it to:

VHAA, P.O. Box 8059, La Crescenta, CA 91224

Art of the Month Reminder:

Our Art of the Month has been a huge success while we've been holding virtual meetings. Thank you everyone. Please remember to check out the current entries the day before our meeting— Thurs. March 4 noon to Fri. March 5 noon—so that you can view all the great art, and vote for your favorite!

Upcoming Events

March 5 Demo - Dorothy Chung
Gouache

April 2 Demo - Julie Crouch
Watercolor

April 17 Workshop - Pradeepa Thirumulu
Watercolor Floral

May 7 Demo - Joe Cibere
Watercolor

Like us on FACEBOOK!
Verdugo Hills Art Association

www.verdugoarts.org

Info for the VHAA Newsletter? send to VHArt_News@yahoo.com by 12th of the month prior to the next issue.

Verdugo Hills Art Association, P.O. Box 8059
La Crescenta, CA 91224



Next Meeting
Mar 5 - ZOOM

Next Board Meeting
April 5



We look forward to seeing you March 5, 2021
at 7:00pm
for our next meeting on ZOOM!