



Newsletter

May 2024

Verdugo Hills Art Association, P.O. Box 8059, La Crescenta, CA 91224
verdugoarts.org Jeanne Windoffer, Editor, VHArt_News@yahoo.com

May 3 Demonstration by Joe Cibere



Our demonstrator for May is Joseph Cibere. Joe is a signature member of the [National Watercolor Society](#) and his painting style demonstrates his love of nature and wilderness. His "abstract realism" paintings integrate strong design and balance with a sense of illusion and have appeared in "Watercolor Magazine" and in the International Artists book "The Watercolor Sky and Cloud Techniques of 23 International Artists". His work is also part of both corporate and private collections. His studio is at Studio Channel Islands, Room R5 in Old Town Camarillo, CA. <http://www.studiochannelislands.org/education/classes-for-adults/watercolor-with-joe-cibere/>. Joe has been a guest demonstrator at several area art organizations and conducts workshops on watercolor technique throughout the year. He is no stranger to VHAA as he has done wonderful demos and workshops for us in the past. Please see the following page for a description of what he has in store for us on May 3! You won't want to miss it!

Musings of the Prez....

Charlotte Briner

Dear Members,

VHAA has always been a wonderful community for budding and experienced artists! A community where one can share ideas, expand knowledge, learn about current classes, show one's art, learn about new artistic opportunities, and create friendships. When we met in person all of the components were in operation. Once Covid set in, much of that changed. At this time, we are at a crossroad and it is my hope we can get back to the vibrant community we once were. With that in mind we have scheduled a membership meeting for Friday, May 17th from 12 noon to 2 PM. It will be at Lanterman House, 4420 Encinas Dr., La Canada-Flintridge. (Some parking available in the lot or on the street.)



We have many goals to discuss and accomplish with this meeting. We need to hear from you, our members, to make decisions such that the organization can either move forward and strengthen, or if need be dissolve. This is a critical crossroad! To move forward we need to fill board positions, and determine what actually works for the membership in the present. We need to hear from you... What do you want from VHAA? Does Zoom or in person work best for you? (Unfortunately, we do not have the capacity to do both.) Do workshops and exhibitions continue to be important to you? It would seem many tutorials are available online for free. In recent times we have canceled most of the workshops, and member participation in the exhibitions have become limited to a very few members.

Please join us at the Lanterman House to chart the next leg of our journey! The board needs your presence and input at this meeting to help us get back to all the good aspects of VHAA that were the glue for this creative community of artists for so many years.

Verdugo Hills Art Association Demo with Joe Cibere

Graphic to Watercolor & Backlight Bullseye

For years I've tried getting people to squint their eyes to see the big shapes. For some this is difficult so let's start with the big shapes already there. Yea! Imagine if you started with this graphic art and just copied it using watercolor with all it's gifts. Wow! What a concept. This exercise will not only make you a better painter but a better designer.


May 3rd **ZOOM** demo



Starting with graphic art and painting the big shapes with watercolor gives amazing results! The watercolor will suggest details you didn't even think of, if you let it paint itself!




Painting a bullseye, wet-in-wet is a great way to establish background light. This is simple to do and makes your art exciting and powerful. This technique can be used for any subject.



Review of Demo by Dawn Buckingham

by Angela Alvarenga



Notan

Reference photo

Dawn Buckingham gave us a one of a kind demonstration on how she creates award winning artworks with soft pastels. Dawn is an impressionist artist and enjoys plein-air painting. She shared wonderful tips on how to create masterful pastel pieces. A key tip is to have the right paper. The paper needs to have a bit of tooth, sanded or textured to hold the pastel and the type of surface will develop the artist's style. She also recommends using high quality pastels that are more pigment than binder. For this demonstration, she used NuArt paper.

When selecting her subject, Dawn likes to choose something mundane and turn it into a visual story by pushing contrast and playing up detail. Her painting inspirations come from hiking and photography. Lights and darks and the reflection of the sky in water often catch her eye. Before starting any painting, Dawn insists on a road map by making a notan with Tombow grayscale markers. (Notan is a Japanese term that means "light and dark harmony/balance." It's a design concept that looks at how light and dark elements of a composition interact only using black and white. - Will Kemp Art School) Dawn makes a notan for every painting and will sometimes keep them for additional paintings.



Upon starting her artwork, Dawn will make a wet underpainting with the soft pastels. Her favorites are Terry Ludwig brand. Then she will place her darkest areas and her lightest areas. However, Dawn references a gray scale guide to make sure she does not use the absolute darkest values and saves those for the end. She works lightly, layering the colors and keeping her pressure in mind because she does not want to run out of tooth on the paper. Sometimes, she will paint in an acrylic texture to add more tooth to the paper.



Dawn sees each pastel stick as a variety of paint brushes. When the pastel is flat, it is a wide, flat brush. When the pastel is on a point, it is a fine point brush and more. This technique gives a variety of applications from just one pastel. Dawn will use pastel pencils for colorful blending, and a silicone blender brush to smooth out any last details and blending.

soften in the back



When painting reflection in the water, she starts with it darker than sky blue, which is lighter at horizon and darker at the top. She pushed the colors in the grasses a bit to make it tell the story she wanted. Lastly, she used a vine charcoal to add in detail and the final darks. Dawn completed her demonstration with an inspirational final thought, "Exaggerate because the camera doesn't tell the whole story!"

adding lights and darks



vine charcoal for trunks/limbs



Finished a few days later

You can visit her website for pastel classes, etc. at <https://classes.dawnbuckinghamartjourney.com>

Art of the Month

by Fran Papa



Congratulations to this month's Art of the Month winners: **First place** goes to **Cris Gordy** for *The Dancer*. This was a bearded lily grown in my garden. Florals are a favorite subject in watercolors because the medium lends itself beautifully to paint transparent petals. As some master painters say, out of ten efforts one will be a "Wow" maybe. Thank you, it's nice to be recognized by our peers.

Second place was a tie: **Judie Apablaza**, *Fresh from the Garden*. I picked a less traditional flower as a subject, and accented the arrangement with dry pods and berries. My "diva" was slightly brighter and darker than its neighbors. Using watercolor's unique ability to be transparent, I painted the water in the vase to stand out and contrast with the dense foliage. I kept the background simple and uncomplicated.




and **Sara Griggs**, *Triumphant Azaleas*. After all the rain we have had this past year my garden has been bursting with color, and my azaleas have never been so happy. The painting came together beautifully and the negative painting was a lot of fun.

Third place was a 3-way tie: **Duane Stroh**. Our best friends moved to Carlsbad. We are lucky to be invited to visit for weekends and to house-sit when they travel. Across the street from their home is a beautiful magnolia tree. I've taken many pictures of the glorious magnolia blossoms, one of which is *Carlsbad Magnolia*.



Jean Essa *Spring is in the Air* What inspired me to paint "Spring is in the Air" was all of the rain we have had in Southern California. Spring is my favorite time of the year when the flowers bloom.

Joan Whitmore *My Dahlia*. I titled my photo *My Dahlia* because it is the first dahlia I ever grew. It is a dinner plate dahlia. On my travels I have seen some wonderful dahlias and wanted to see if I could grow one. Two never bloomed but I am hopeful to have three this year as they are coming up now.



Art of the Month Guidelines and 2023-24 Themes: For entries VHAA will accept original artwork completed within the last two years. The composition should be your own; not prompted in a workshop or a class. Themes for the rest of the year are: **May—Still Life, and June—Seascape**. Artists may use any medium to draw and paint, and photography (unless otherwise stated). Members may submit one piece of art appropriate to the theme by emailing dave_vhaa@yahoo.com by Tuesday April 30 by 5pm. The photos will be posted on our website (verdugoarts.org). David will email when voting is open and the cut-off for voting will be noon Friday May 3, the day of the general meeting. Fran will announce the winners during the Zoom meeting and they will be featured in the following Newsletter.

Alhambra City Hall "The Beauty of California" Exhibition, Juror, Richard Scott.



Best of Show
Dilmit Singh
After the Rain

First Place
Jennifer Zapp
Georgia's View



2nd Place. Joy Chung
Desert Spring

3rd Place
Joan Whitmore
Paso Robles



Honorable Mention
Jeanne Windoffer
Bay Light



Member News and Updates

Joan Gamberg

If you're interested in joining VHAA (or renewing your membership), dues are \$35 for one, and \$50 for a family, payable to Verdugo Hills Art Association. Mail your checks for membership to:

Joan Gamberg
P. O. Box 80218
San Marino, CA 91118

The **Rockhaven Women's Art Fair** will be on April 27, 2024, at St. Luke's of the Mountains in La Crescenta.

Dilmit Singh has an exhibition at the Crain Gallery at Crowel Library in San Marino. Opening reception Saturday, April 13 (tomorrow!), 2-4pm. It runs through May 24. 1890 Huntington Dr., San Marino

Our colleagues at Mid-Valley Arts League are holding an auction to support their scholarship program. Own original paintings by well-known local artists with a winning bid at the online art auction. visit <https://new.Biddingowl.com/MidValleyArtsLeague> and sign in to view the items. Auction closes Apr 24 at 1pm. And don't forget the Masters in the Park on Saturday, May 4, 10-3pm at Maranatha High School grounds, Pasadena. \$10 donation.

**Your May Art of the Month "Still Life" artwork
is due to dave_vhaa@yahoo.com by 5:00pm Tuesday April 30.**

Info for the VHAA Newsletter? Send to VHArt_news@yahoo.com
by 10th of the month prior to the next issue.

Verdugo Hills Art Association, P.O. Box 8059
La Crescenta, CA 91224



Next Meeting
May 3 - Zoom

Next Board Meeting
May 20 - Zoom

Upcoming Events

May 3 - Joe Cibere Watercolor

VHAA Special Meeting
Friday -May 17 noon-2
at Lanterman House, La Canada

June 7 - scholarship winners

Like us on FACEBOOK!
Verdugo Hills Art Association
www.verdugoarts.org