



# Newsletter

December 2020

Verdugo Hills Art Association, P.O. Box 8059, La Crescenta, CA 91224  
[verdugoarts.org](http://verdugoarts.org) Jeanne Windoffer, Editor, [VHArt\\_News@yahoo.com](mailto:VHArt_News@yahoo.com)

## Dec. 4: Steve Matousek - Microwave Jewelry



Born and raised in Loveland, Colorado, Steve Matousek is a NASA engineer who believes that art, science and engineering are all aligned as each requires a willingness to explore, plan, create, and implement thoughts and ideas. Steve moved to Pasadena as a member of the team working on Voyager for the Uranus and Neptune historic flybys at JPL. He is equally as fascinated with space exploration as he is with glass creations. He believes that glass constantly moves and the artist has to be present in the moment when the live molten glob is suspended at the end of a tube waiting to be shaped.

Steve started experimenting with glass-making fifteen years ago in an effort to help his wife, Shelley, with glass beads. As a pine basket artist, she wanted to embellish her creations and who better to help her than Steve who would willingly fuse art and science! With Shelley's collaboration and encouragement, he continued to explore the vast possibilities of glass blowing and glass fusing. He studied with talented artists from Santa Fe, New Mexico to Los Angeles. Steve learned that glass blowing and fusing with roll ups takes tremendous forethought and planning. His persistent practice helped him master the art and today, he offers private lessons. Currently, he works in his studio and frequents two other



studios in LA. On travels, he likes to visit other glass blowers as different approaches encourage and motivate him. He sells his pieces at art fairs and Etsy and will continue to provide sales at his studio once the pandemic lets up



At JPL, Steve works on projects that can take years to culminate but with glass, he can achieve quick results that provide instant gratification. Steve says, "Glass has a way of surprising you even when you take pains to plan the project." Someday, he hopes to create glass from raw materials as that will allow him greater control on the outcome. Our members are very fortunate to have Steve share his passion and demonstrate glass jewelry making using a microwave kiln.

## President's Message

*Jennifer Thomasian*


With Thanksgiving just a few days away, I can't help but think about all that I am thankful for this year (and what a year it has been!). Here are a few things that I think we can all be thankful for:

- A fantastic and energetic Board of Directors and Chairpersons who give freely of their time and talent to help keep VHAA going.

continued on p. 2

President's Message continued

- This incredibly diverse group of artists who continually inspire and encourage each other.
- The talented demonstrators who expand our artistic abilities by sharing their extensive knowledge.



I would like to thank you for being there! You have made VHAA a great organization to be a part of.

Jennifer Thomasian  
President

Remember to RSVP to [vhaameetings@gmail.com](mailto:vhaameetings@gmail.com) to get the invitation for our Dec. 4 meeting!

**BOARD VOLUNTEER NEEDED!**

Would you volunteer to take the recording secretary position? You would take minutes at board meetings (held via Zoom every other month), then email them out for review before the next meeting. (Currently Dilmit Singh is arranging demos AND taking minutes. She and the board would appreciate your help!).


If you're interested please contact Nikki Thomas at [nikkithomas1@gmail.com](mailto:nikkithomas1@gmail.com) THANK YOU!

**Review of Watercolor Demo by JoAnn Formia** *Angela Alvarenga & Jeanne Windoffer*



The reference photo (above, at left) for JoAnn's first painting was very detailed with small docks, many boats, and masts, etc. She simplified the sketch to represent the scene, rather than every mast and dock post. She feels the art works best when you make your own design.

She began with some of the larger shapes. She used a color and moved around the paper adding a shape here and there, then changed the color, and made more shapes. She said, "you don't have to draw the boats, you just have to make them look like boats"...let the viewer's eye put them together. Her favorite part is adding the calligraphy and details—the round tires on the sides of some of the boats, the colorful flags, the ropes around the dock posts. These details engage your eye and move it through the painting.



Her second painting was of an old shack and again she simplified the scene,

looking for the interest: the fall colors, the old structure. She used a wet into wet technique, letting the paint blend to create the background, and main shapes, and splatter to create "leaves." She left much of the shack nearly white, and used darks to make a trunk, bring out the roof line, or define an edge, being careful to vary the treatment of the shapes.




JoAnn mainly used two brushes for these paintings, a daVinci 3/4 inch flat, and a dagger striper by Creative Mark. She briefly talked about her participation in many art shows, but her best thought on entering a show was, "an IN is a WIN!" I (Jeanne) have long been a fan of JoAnn's art and her thoughts on painting. I hope after this demo you are, too! You can see more of her artwork at [joannformia.com](http://joannformia.com)



## Art of the Month Sue Peacock


[Joy Chung](#) reports that she has been doing art all her life starting with pencil drawings of a made up world of sisters because she had only brothers. Her father bought her sheets of newsprint to use. She went on to eventually major in art in college. She has used most mediums but is most comfortable with acrylic.

She uses photographs but combines them to come up with something original. For *Waiting for Customers* Joy says, "I took photos of two different fruit stands (and used) the background of the parking lot of one (with) the fruit stand from the other photo off center to add interest. There is a little girl behind the fence near the car. It's as if she is waiting, too. That really touched me. I wanted to convey the hard life of the agricultural worker and their families." She strives to use a loose impressionist style with her art instead of a photographic realistic approach. She feels honored to be chosen for best painting for Art of the Month.



The next two paintings tied for second! The rising sun is a source of constant inspiration to [Dilmit Singh](#). As an avid walker and hiker, she is often out early with a sketchbook. She recently hiked the trails at Joshua Tree National Park and Big Bear. *Morning Light* was inspired by one such hike to O'Melvany Park in early spring. The 18x24 oil painting captures the cool spring colors and the sunlight that accentuates the new grass and the tall eucalyptus trees. It is part of her series entitled, "California Landscapes."

[Barbara Otto](#)'s background in art goes back a long time too, in fact since grammar school. She won many art awards in school and was granted a scholarship to Art Center attending on weekends for a year while she was still in high school. She attended Pasadena City College as an art major before going to work and raising her son, and didn't go back to the art world until 30 years later. She became a member of the Pasadena Society of Artists and then she found VHAA. She enjoys the members in VHAA. She explains, "*The Old Oak Tree* painting is an oil. I am a watercolor artist but took an oil painting class about 4 years ago. I enjoyed producing about 6 paintings, but my first love is still watercolor!" This painting was based on a compilation of many photos.



*Upcoming Art of the Month Categories:* December: Landscapes, January: Mixed Media, February: Portraits, March: 3-Dimensional/Sculpture/ Glass/ Pottery, April: Photography, May: Seascapes

**Art of the Month theme for December is Landscapes.** It is open to all media. I expect we may see some people's holiday cards but there certainly are no restrictions to the theme. This should be interesting comparing oils, watercolors, photos, collages, basketry, glass, sculpture and any other media you want, so long as they qualify as landscapes. Have fun! Be creative!

**Submit your Art of the Month entry to [dave\\_vhaa@yahoo.com](mailto:dave_vhaa@yahoo.com) any time during the month, but no later than Tuesday, December 1.** Be sure to include your name, title of your work, medium, and size of image.

**Voting will be from noon on Thursday, to noon on Friday .**

**A word on Art of Month voting:** While we continue to meet virtually, the voting for the Art of the Month will be limited to one vote per member. When we meet in person, we accept votes from our guests, but for now we have found we need to change that. Since each voter's IP address is checked when the vote is cast, if you have a family membership, please vote from different sources. PC/computer, phone, ipad, etc. all have different identifying numbers. If you do not have two means of voting please notify Dave Crandon when you cast your votes. Thank you, Sue Peacock, AoM chair; Dave Crandon, Webmaster extraordinaire.

## Take note!

### Membership:

We all miss meeting in person! Until it is safe again, VHAA is continuing to hold our monthly demonstrations via Zoom. Zoom has provided an interactive space for fellow artists to reconnect! In the meantime, your VHAA board is working hard to bring you more activities. Your membership is **important!** It entitles you to receive our email newsletter with demo recaps and information about upcoming events and activities. Your dues help to pay for our monthly demonstrators and organizational costs. We know these are challenging times, but if you are able, your paid membership (\$35 for one, \$50 for family) will help keep us operating and ready for the day when we can all meet in person again.

Mail your check payable to Verdugo Hills Art Association to:  
VHAA, P.O. Box 8059, La Crescenta, CA 91224



**NOTE: Joe Cibere Watercolor Workshop on ZOOM**  
November 28, 9:30am to 1:00pm.  
Contact Arda Derian to sign up [aderian5@yahoo.com](mailto:aderian5@yahoo.com)



Don't forget to RSVP to [vhaameetings@gmail.com](mailto:vhaameetings@gmail.com) for our December 4

## Upcoming Events

Nov 28 Workshop - Joe Cibere Watercolor

December 4 Demo - Steve Matousek  
Glass Jewelry

January 8 Demo - Virginia Hein  
Watercolor Sketching

February 5 Demo - Joey Huynh  
Watercolor/Collage

March 5 Demo - Dorothy Chung  
Gouache

April 2 Demo - Julie Crouch  
Watercolor

Like us on FACEBOOK!  
Verdugo Hills Art Association

[www.verdugoarts.org](http://www.verdugoarts.org)

Info for the VHAA Newsletter? send to [VHArt\\_News@yahoo.com](mailto:VHArt_News@yahoo.com) by 12th of the month prior to the next issue.

Verdugo Hills Art Association, P.O. Box 8059  
La Crescenta, CA 91224



Next Meeting  
Dec 4 - ZOOM

Next Board Meeting  
Dec 7



A few of us from November's Zoom with JoAnn Formia